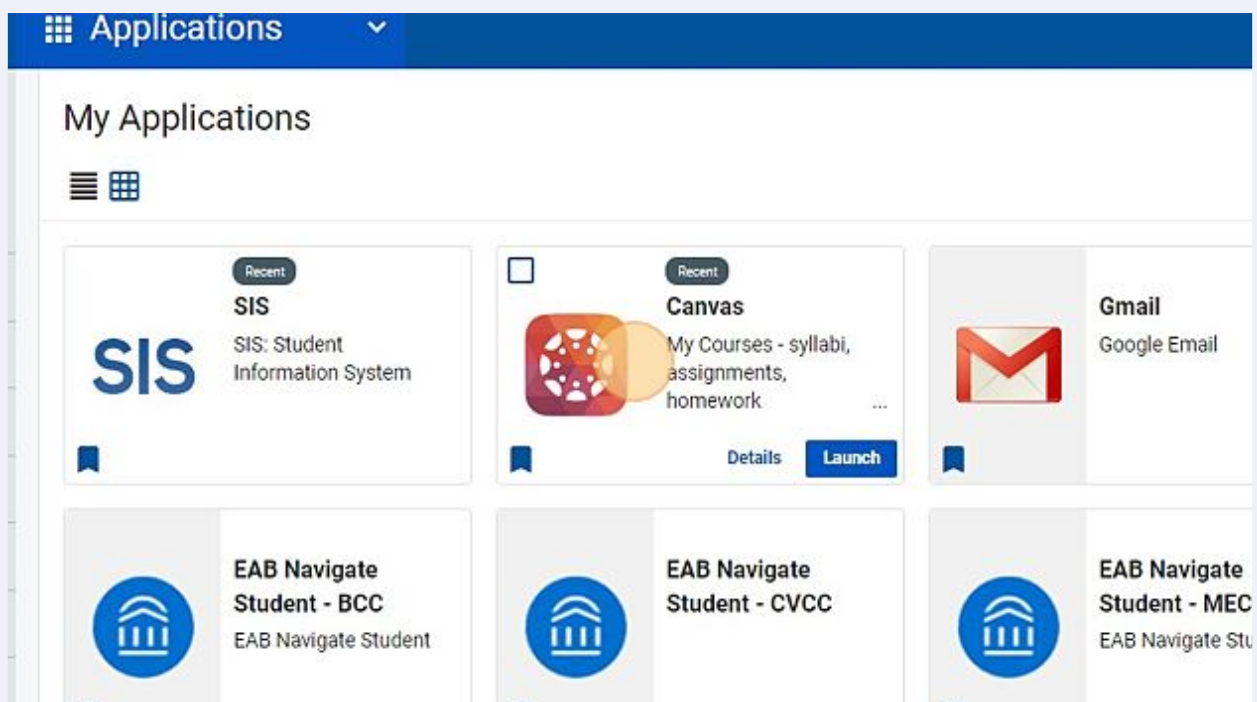


# How to Access and Request Online TEAS Test Prep through Tutor.com

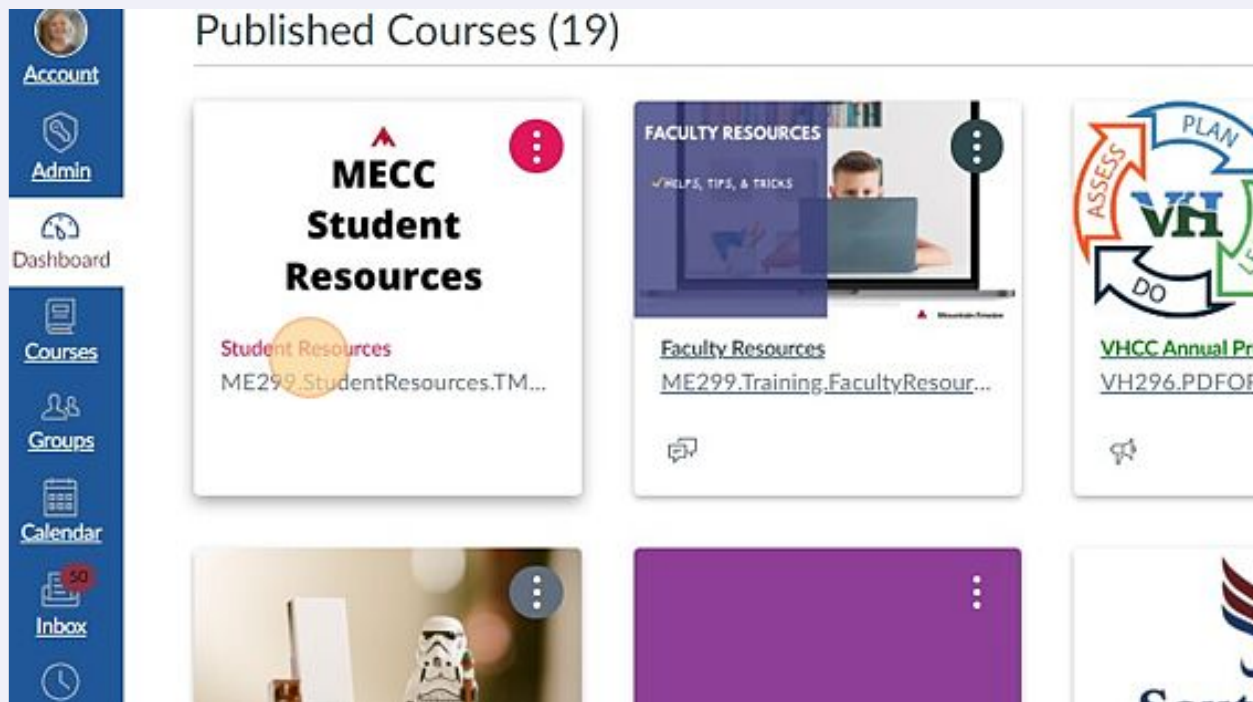
This tutorial shows you how to access TEAS test prep at Tutor.com through the MECC Student Resources Canvas site. You can access the Tutor.com link from any Canvas course site.

- 1 Navigate to [www.mecc.edu](http://www.mecc.edu) and click on MyMECC. Enter your login credentials.

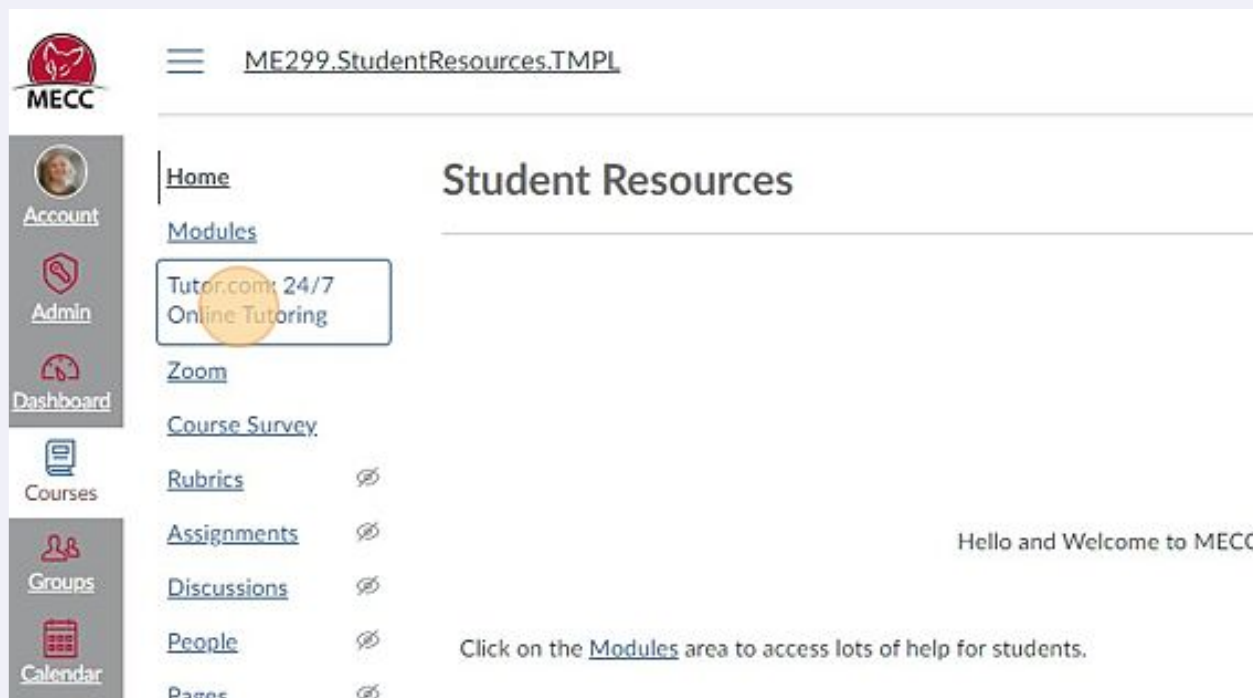
- 2 Click on the Canvas tile.



3 Click "Student Resources"



4 Click "Tutor.com: 24/7 Online Tutoring"



- 5 Click this dropdown and select the topic "NURSING (NSG) and (NUR)".

Hi Christy!

You have 5 hours remaining

**What do you need help with today?**  
Please take a moment to review our [honor code](#).

**Topic** ACCOUNTING (ACC) **Subject** Select a subject...

**How would you like to work with your tutor?**  
 Chat Only  Chat + Voice

**Enter your question**  
Type your question here.

[Attach a File](#)

- 6 Click this dropdown to select the subject "TEAS Test Prep". Choose which specific topic area you wish to access (English, Math, or Science).

Hi Christy!

You have 5 hours remaining

**What do you need help with today?** English

Please take a moment to review our [honor code](#).

**Topic** NURSING (NSG) and (NUR) **Subject** Select a subject...

**How would you like to work with your tutor?**  
 Chat Only  Chat + Voice

**Enter your question**  
Type your question here.

[Attach a File](#) [CONNECT NOW](#)

7 Click either chat or chat+voice

You have 5 hours remaining

### What do you need help with today?

Please take a moment to review our [honor code](#).

**Topic**  
NURSING (NSG) and (NUR) ▼

**Subject**  
TEAS Test Prep - Sc

**How would you like to work with your tutor?**

Chat Only  Chat + Voice

**Enter your question**

Type your question here.

[Attach a File](#)

Please check back later for help with:

8 Click the "Enter your question" field and enter specific information about your needs.

Please take a moment to review our [honor code](#).

**Topic**  
NURSING (NSG) and (NUR) ▼

**Subject**  
TEAS Test Prep - Sc

**How would you like to work with your tutor?**

Chat Only  Chat + Voice

**Enter your question**

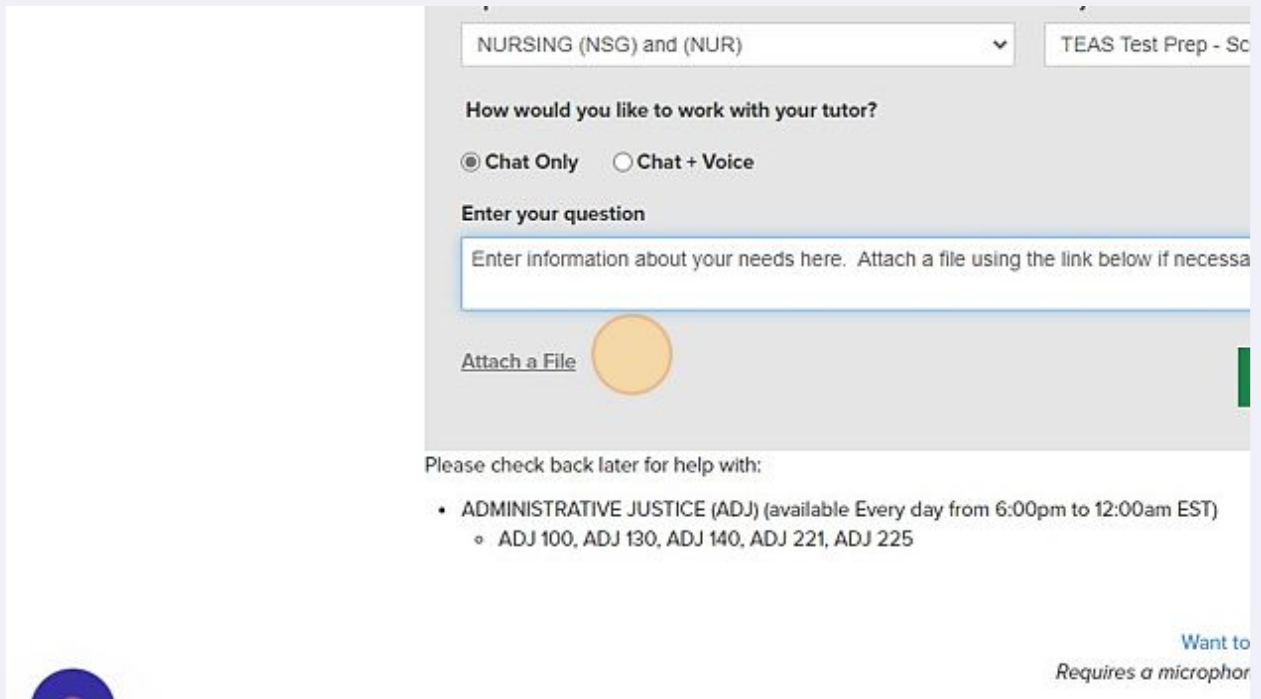
Type your question here.

[Attach a File](#)

Please check back later for help with:

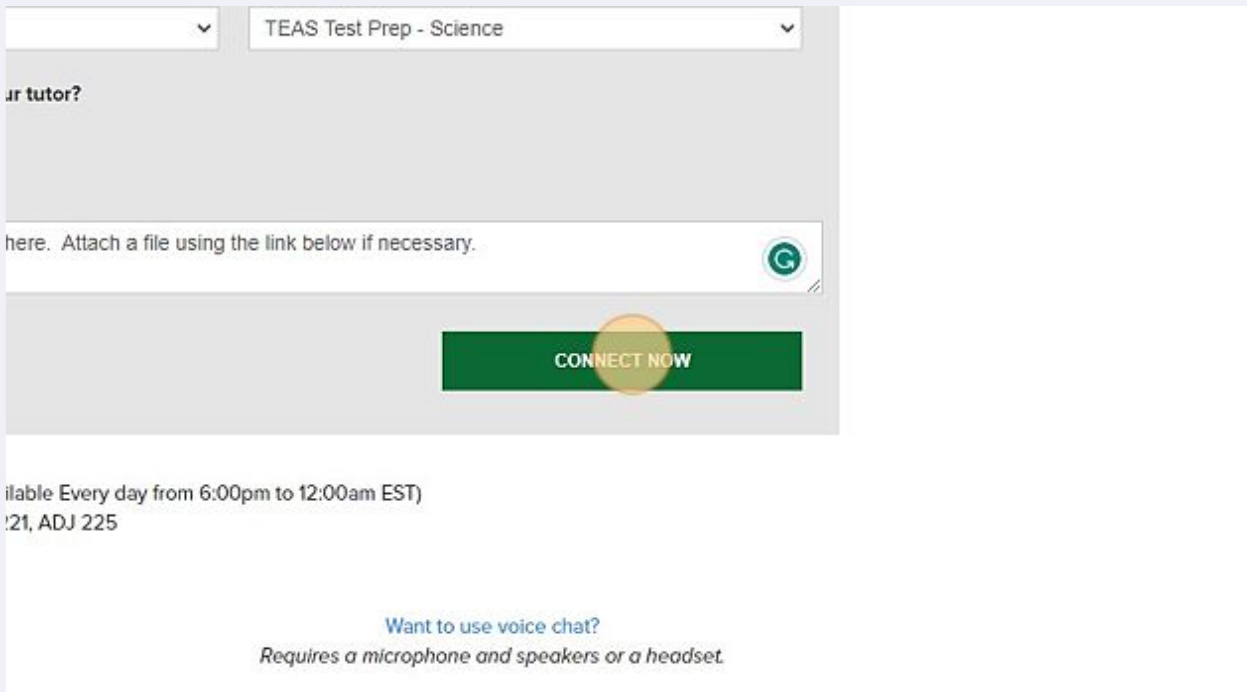
- ADMINISTRATIVE JUSTICE (ADJ) (available Every day from 6:00pm to 12:00am EST)
  - ADJ 100, ADJ 130, ADJ 140, ADJ 221, ADJ 225

9 Click here to attach a file if appropriate.



The screenshot shows a tutoring interface. At the top, there are two dropdown menus: the first is set to "NURSING (NSG) and (NUR)" and the second is set to "TEAS Test Prep - Sc". Below these is the question "How would you like to work with your tutor?" with two radio button options: "Chat Only" (which is selected) and "Chat + Voice". Underneath is a section titled "Enter your question" with a text input field containing the placeholder text "Enter information about your needs here. Attach a file using the link below if necessary". Below the input field is a link labeled "Attach a File" next to a large orange circular button. At the bottom of the interface, there is a note: "Please check back later for help with:" followed by a list item: "ADMINISTRATIVE JUSTICE (ADJ) (available Every day from 6:00pm to 12:00am EST)" with sub-items "ADJ 100, ADJ 130, ADJ 140, ADJ 221, ADJ 225". In the bottom right corner, there is a blue link that says "Want to" and "Requires a microphor".

10 Click this button to connect.



The screenshot shows a tutoring interface. At the top, there are two dropdown menus: the first is set to "TEAS Test Prep - Science". Below these is the question "How would you like to work with your tutor?". Underneath is a section titled "Enter your question" with a text input field containing the placeholder text "Enter information about your needs here. Attach a file using the link below if necessary." and a green circular icon with a white 'G'. Below the input field is a large green button with the text "CONNECT NOW" in white. At the bottom of the interface, there is a note: "Please check back later for help with:" followed by a list item: "ADMINISTRATIVE JUSTICE (ADJ) (available Every day from 6:00pm to 12:00am EST)" with sub-items "ADJ 100, ADJ 130, ADJ 140, ADJ 221, ADJ 225". In the bottom right corner, there is a blue link that says "Want to use voice chat?" and "Requires a microphone and speakers or a headset."

11

You will see this screen as you are being connected.

## Connecting to your TEAS Test Prep - Sci



### What happens next?

Stay on this page to keep your place in line!  
You'll be matched with the next available tutor.

